

AMERICAN SAMOA COMMUNITY COLLEGE

SUMMER 2016 FACT SHEET



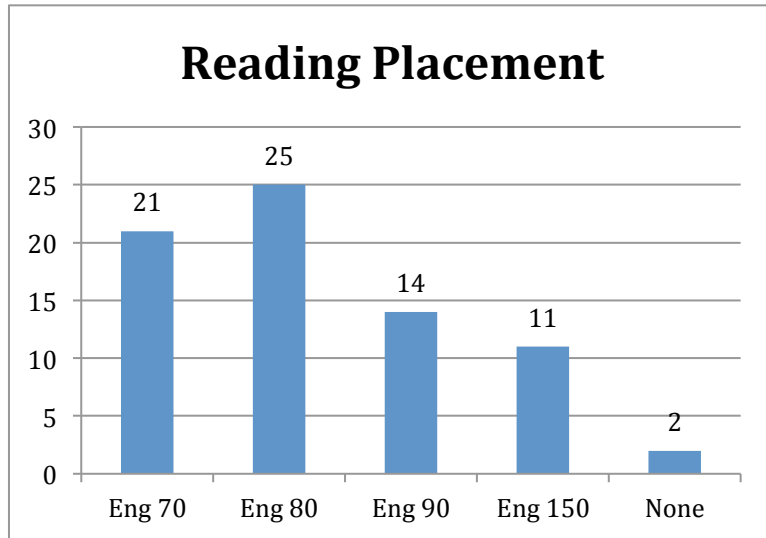
ENROLLMENT

Summer 2016 UNDUPLICATED HEADCOUNT						
Status	Male	%	Female	%	Total Enrollment	% of Total Enrollment
Full Time	2	13%	14	88%	16	5%
Part Time	92	30%	212	70%	304	95%
Total	94	29%	226	71%	320	100%

Summer 2016 ENROLLMENT BY AGE GROUP						
AGE	Male	%	Female	%	Total Enrollment	% of Total Enrollment
15-18	2	40%	3	60%	5	2%
19-25	81	34%	159	66%	240	75%
26-35	6	15%	35	85%	41	13%
36-45	2	12%	15	88%	17	5%
45-55	2	22%	7	78%	9	3%
59+	1	13%	7	88%	8	3%
Total	94	29%	226	71%	320	100%

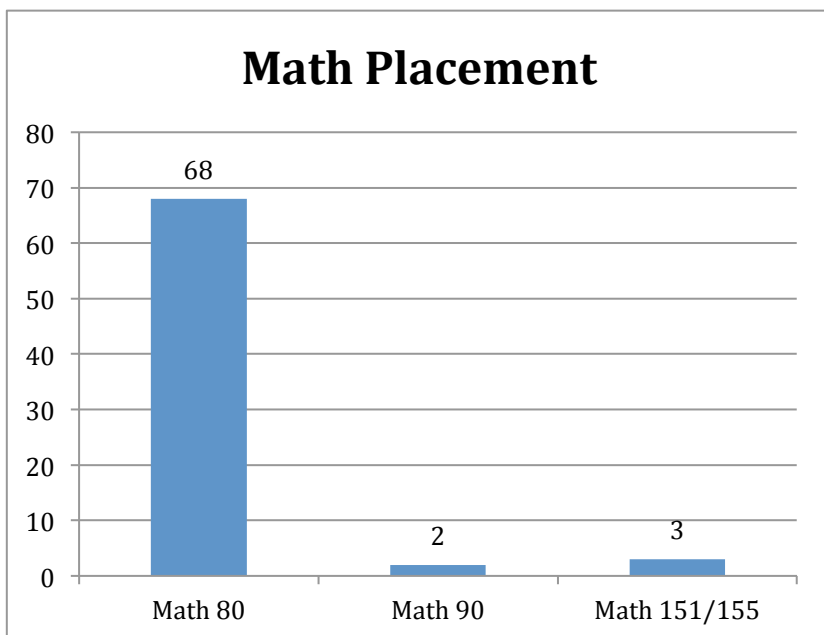
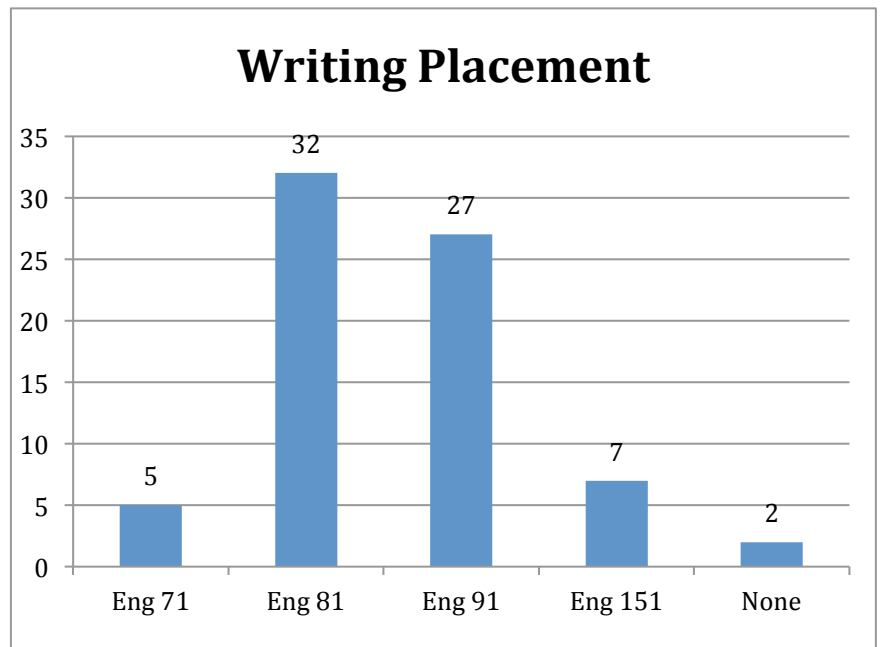
SUMMER 2016 ENROLLMENT BY ETHNICITY						
Ethnicity	Male	%	Female	%	Total Enrollment	% of Total Enrollment
Fijian	0	0%	3	100%	3	0.94%
Filipino	3	50%	3	50%	6	1.88%
Korean	0	0%	2	100%	2	0.63%
New Zealand	0	0%	1	100%	1	0.31%
Samoan	82	28%	212	72%	294	91.88%
Tongan	1	100%	0	0%	1	0.31%
Unknown	8	62%	5	38%	13	4.06%
Total	94	29%	226	71%	320	100.00%

PLACEMENT



Reading	Summer 2016	
	N	%
Eng 70	21	29%
Eng 80	25	34%
Eng 90	14	19%
Eng 150	11	15%
None	2	3%
Total	73	100%

Writing	Summer 2016	
	N	%
Eng 71	5	7%
Eng 81	32	44%
Eng 91	27	37%
Eng 151	7	10%
None	2	3%
Total	73	100%




Math	Summer 2016	
	N	%
Math 80	68	93%
Math 90	2	3%
Math 151/155	3	4%
None		
Total	73	100%

Course Completion

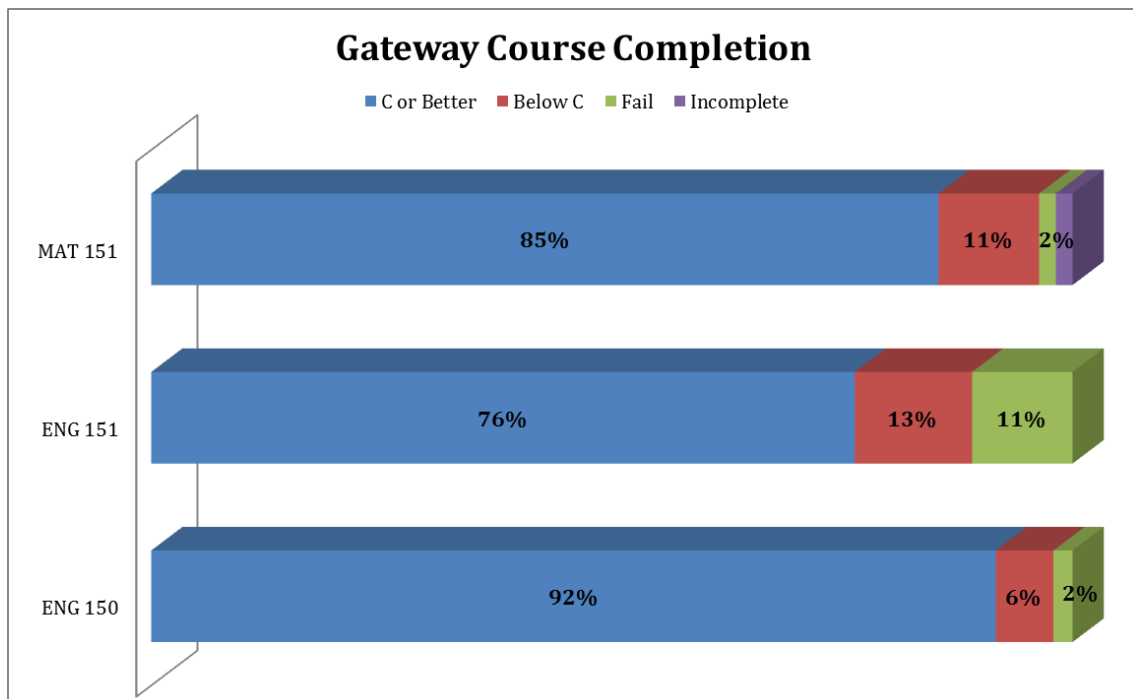
Developmental Passing Rates

Developmental Course Completion					
Reading	Pass		No Pass		Total
ENG 70	14	74%	5	26%	19
ENG 80	24	73%	9	27%	33
ENG 90	26	59%	18	41%	44
Writing	Pass		No Pass		Total
ENG 71	7	88%	1	13%	8
ENG 81	21	84%	4	16%	25
ENG 91	19	54%	16	46%	35
Math	Pass		No Pass		Total
MAT 80	35	81%	8	19%	43
MAT 90	37	95%	2	5%	39



Gateway Passing Rates

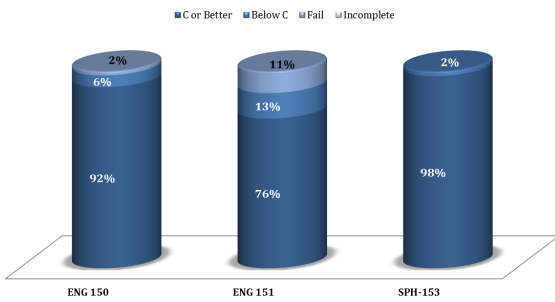
Gateway Course Completion									
	C or Better		Below C		Fail		Incomplete		Total
ENG 150	44	92%	3	6%	1	2%			48
ENG 151	42	76%	7	13%	6	11%			55
MAT 151	47	85%	6	11%	1	2%	1	2%	55



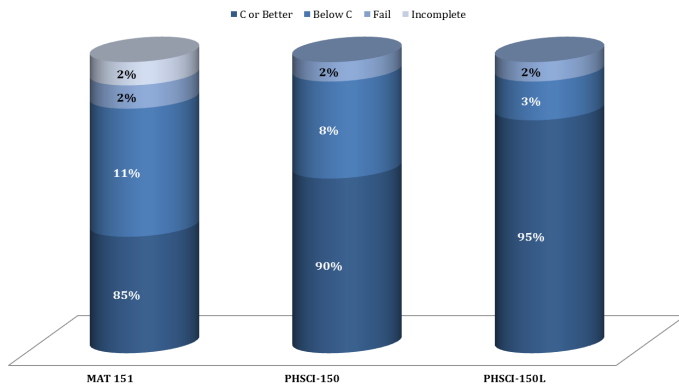
General Education Passing Rates

General Education Courses	C or Better		Below C		Fail		Incomplete		Total
Communication									
ENG 150	44	92%	3	6%	1	2%			48
ENG 151	42	76%	7	13%	6	11%			55
SPH-153	41	98%	1	2%					42
Information & Technology									
ICT-150	15	100%	0	0%					15
Critical Thinking									
MAT 151	47	85%	6	11%	1	2%	1	2%	55
PHSCI-150	54	90%	5	8%	1	2%			60
PHSCI-150L	57	95%	2	3%	1	2%			60
Global Awareness & Cultural									
HIS-150	9	64%	1	7%	4	29%			14
HIS-151	4	80%	0	0%	1	20%			5
HIS-162	45	78%	13	22%					58
HIS-170	28	93%	0	0%	2	7%			30
HIS-171	12	86%	2	14%					14
Personal Development & Responsibility									
PSY-150	49	98%	0	0%	1	2%			50

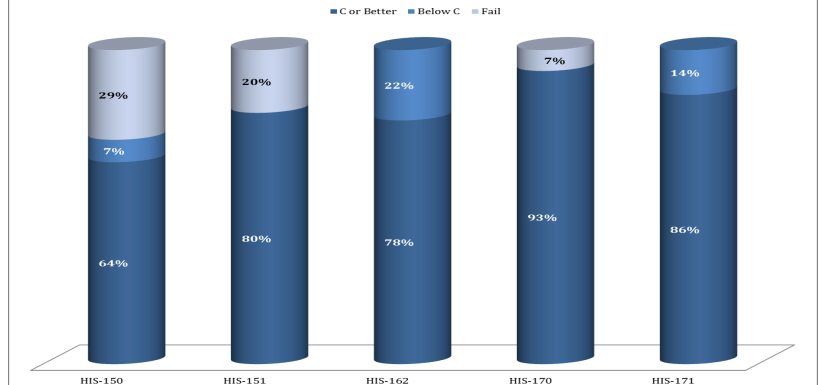
General Education: Communications Passing Rates



General Education: Critical Thinking



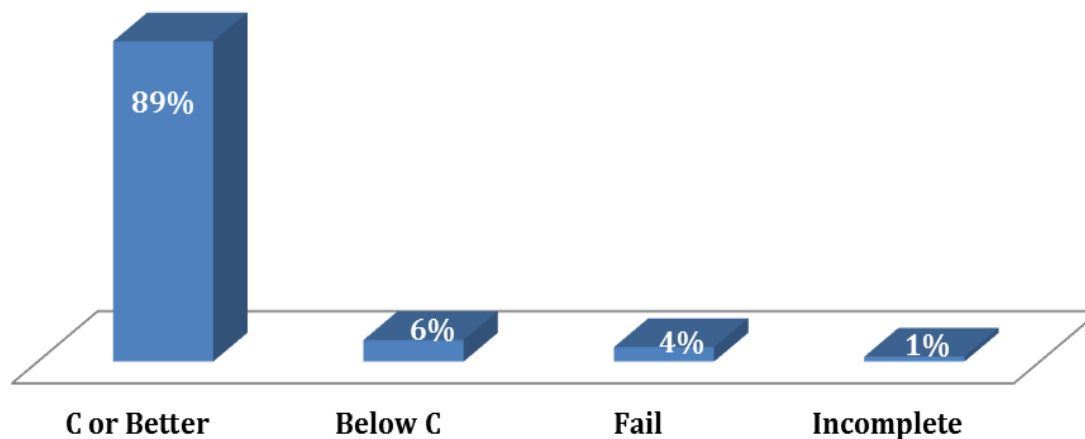
General Education: Global Awareness & Cultural



Core Foundational Courses Passing Rates

Core Courses	C or Better		Below C		Fail		Incomplete		Total
	Count	Percentage	Count	Percentage	Count	Percentage	Count	Percentage	
BIO-150	8	80%	1	10%	1	10%			10
BIO-150L	7	70%	2	20%	1	10%			10
BIO-180	13	100%							13
BIO-180L	13	100%							13
CHM-150	13	100%							13
CHM-150L	13	100%							13
ENG 150	44	92%	3	6%	1	2%			48
ENG 151	42	76%	7	13%	6	11%			55
ENG-250	13	81%	2	13%	1	6%			16
ENG-251	21	72%	3	10%	5	17%			29
HIS-150	9	64%	1	7%	4	29%			14
HIS-151	4	80%			1	20%			5
HIS-162	45	78%	13	22%					58
HIS-170	28	93%			2	7%			30
HIS-171	12	86%	2	14%					14
ICT-150	15	100%							15
MAT 151	47	85%	6	11%	1	2%	1	2%	55
MAT-250	21	95%			1	5%			22
MUS-160	7	100%							7
PED-152	3	100%							3
PSY-150	49	98%			1	2%			50
PSY-150	49	98%			1	2%			50
PSY-250	7	100%							7
SAM-101A	7	100%							7
SAM-111	7	100%							7
SAM-151L	8	100%							8
SPH-153	41	98%	1	2%					42
SPH-153	41	98%	1	2%					42

Core Foundational Course Completion Average



Co-Foundational Courses Passing Rates

	C or Better		Below C		Fail		Total
AGR-100I	3	100%					3
AGR-100II	8	100%					8
BUS-103	10	83%	1	8%	1	8%	12
BUS-150	6	75%	1	13%	1	13%	8
CJ-200	15	94%			1	6%	16
CJ-220	14	100%					14
ED-150	12	100%					12
ED-157	18	100%					18
ED-215	14	78%			4	22%	18
ED-240	11	92%	1	8%			12
ED-280	8	80%	1	10%	1	10%	10
ED-300	5	83%	1	17%			6
ED-301	13	93%	1	7%			14
ED-305	2	100%					2
ED-312	5	100%					5
ED-319	12	100%					12
ED-325	17	100%					17
ENG-250	13	81%	2	13%	1	6%	16
ENG-251	21	72%	3	10%	5	17%	29
MAT-250	21	95%			1	5%	22
MUS-160	7	100%					7
PED-152	3	100%					3
PSY-250	7	100%					7
SAM-101A	7	100%					7
SAM-111	7	100%					7
SAM-151	8	100%					8
SAM-151L	8	100%					8

